

# Baby Start

## Baby Start

Infant T-Piece Resuscitator



**GINEVRI**

Quality for life

# Baby Start

## Infant T-Piece Resuscitator

The Baby Start is a light weight Infant T-piece Resuscitator, suitable for Delivery Suite, Post Natal Wards, Community Theaters, Special Care Baby units and Neonatal Intensive Care units. Current resuscitation guidelines recommend the use of T-Piece device with the potential benefits of achieving controlled target PIP and delivering consistent PEEP to help establish FRC and improve lung volume. For this reason the Baby Start is available with a time counter to perform SUSTAINED INFLATION THERAPY.

The Baby Start is easy to use ensuring that irrespective of users' experience, training and fatigue level, the baby will receive safe and consistent breath patterns.

The adjustable T-Piece is provided with a valve that can be adjusted to achieve desired PEEP level. The single use adjustable T-Piece includes connected patient supply line.

The Baby Start is also available as an accessory module of the "Alhena" Series of Infant Warmers. This allows easy access

for the operator in resuscitating the patient, especially during transport.

The Baby Start is available with both Heated Circuit, to work with Humidified Gas, and non Heated Circuit. Heated Circuit is compatible with "SCH1000 Plus" and "Wetty" Humidifiers from GINEVRI. \*

Neonatal Resuscitation Masks are easy to use and designed to facilitate an ideal seal on the infants face. They are available from GINEVRI in three sizes to perfectly fit all neonates.

The Baby Start can be mounted on the wall, on a Resuscitation Trolley, or on the Alhena Infant Warmer using a simple metal plug.

*\*For additional information on humidification devices and accessories, please refer to the GINEVRI Humidifiers catalogue or contact your GINEVRI Representative.*

### Consumables



12850A73  
Standard Patient Circuit 6/box



12865A73  
Heated Patient Circuit 6/box



12875A73  
Resuscitation Mask Size 1  
6/box



7518  
Resuscitation  
Mask Size 2 6/box



12873A73  
Gas Supply Tube 6/box

### Accessories



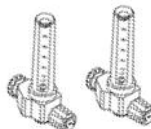
8049  
Humidifier "Wetty" 1 pc



12409A70  
Blender 1 pc



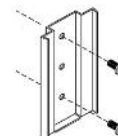
422  
Single Flowmeter 1 pc




12760A70  
Double Flowmeter 1 pc



1014A70  
Multi-Use Support F  
1 pc



3830A70  
Multi-Use Support M  
1 pc



11574A70  
Test Lung 1 pc

12870A70  
Timer Module 1 pc  
Timer for SUSTAINED INFLATION  
THERAPY (10, 20, 30 sec)

### TECHNICAL SPECIFICATIONS

#### General

Safety Class	IB
Class	IIB
Check	Every 6 months
Dimensions	17x23x15cm
Weight	1,8 Kg

#### Electrical Information

Battery	PP3, 9VDC, >500mAh
---------	--------------------

#### Gas Supply

Flow	Air/O2 (0-15 l/min)
(Gas must be dry and free of oil and dust)	

#### Parameters

Operative Modes	NIV, Endotracheal
Ventilation Modes	CPAP, IPPV
PIP	0-80 cmH2O
PEEP	0-20 cmH2O
Max Pressure	8-80 cmH2O
Read Range	-20-80 cmH2O